


















































WS-5A

WERKZEUGSORTIMENT

- passend für Werkzeugschrank ELORA-Nr. 1100L,
- passend für Werkzeugwagen Buddy ELORA-Nr. 1210-L7, Super Caddy ELORA-Nr. 1220-L7 und L8, ToolJET ELORA-Nr. 1225-L7



Code	Nummer	Inhalt	Stück	Gewicht/g
0000600501100	WS-5A	150 zöllige Werkzeuge	1 Sortiment	28200
100-...	1/4x5/16; 5/16x3/8; 3/8 x7/16; 7/16x1/2; 1/2x9/16; 9/16x5/8; 5/8x11/16; 11/16x3/4; 3/4x7/8; 13/16x7/8; 15/16x1; 1.1/16x1.1/4 AF			
je 1 Stück				
110-...	1/4x5/16; 5/16x3/8; 3/8x7/16; 7/16x1/2; 1/2x9/16; 9/16x5/8; 5/8x11/16; 3/4x25/32; 13/16x7/8; 15/16x1; 1x1.1/8; 1.1/16x1.1/4 AF			
je 1 Stück				
205-...	5/16; 3/8; 7/16; 1/2; 9/16; 9/32; 5/8; 11/16; 3/4; 1/4; 13/16; 7/8; 15/16; 1; 1.1/16; 1.1/8; 1.1/4 AF			
je 1 Stück				
770-LM...	3/8; 7/16; 1/2; 9/16; 19/32; 5/8; 11/16; 3/4; 25/32; 13/16; 7/8; 15/16; 31/32; 1; 1.1/16; 1.1/8; 1.3/16; 1.1/4 AF		12,5	1/2"
je 1 Stück				
1455-M...	3/16; 7/32; 1/4; 9/32; 5/16; 11/32; 3/8; 7/16; 1/2 AF		6,3	1/4"
je 1 Stück				
158R-3	1/16; 5/64; 3/32; 1/8; 5/32; 3/16; 7/32; 1/4 AF			
je 1 Stück				
188-13Z	.002; .003; .004; .005; .006; .008; .010; .012; .015; .020; .025; .030; 035			
je 1 Stück				
770-L1D	270 mm		12,5	1/2"
770-L2	300 mm		12,5	1/2"
770-L3	300 mm		12,5	1/2"
770-L5/L6	125 mm je 1 Stück 250 mm		12,5	1/2"
770-L7	75 mm		12,5	1/2"
1450-1D	145 mm		6,3	1/4"
1450-3	150 mm		6,3	1/4"
1450-4	270 mm		6,3	1/4"
1450-5	100 mm		6,3	1/4"
1450-8	270 mm		6,3	1/4"
222-16x20,8	16x20,8 mm			
165-500	500 mm 2 Stück			
170-...	170-24x27 mm je 1 Stück 170-32x38 mm			
171-500x18	500 mm			
195CV-17	17; 19; 22 mm; 11/16" AF			
60-...	60-6A, 160mm / 6"; je 1 Stück 60-8A, 210mm / 8"; 60-10A, 260mm / 10"			
480-330	330 mm			
132-...	132-190 mm , je 1 Stück 132-240 mm			
500-250	250 mm			
470-BI 200	200 mm			
471-45 BI 200	200 mm			
485-BI 165	165 mm			
490-BI 165	165 mm			
495-BI 185	185 mm			
473-J2	180 mm			IN
473-J21	165 mm			IN
474-...	A2 je 1 Stück A21			OUT
242KM-250	250 ccm			
539-IS...	539-IS 100; je 1 Stück 150; 200			
545-IS...	545-IS 75; je 1 Stück 100; 150			
543-IS 60				
555-PH1				
547-PH...	547-PH 1; PH 2 je 1 Stück			
260	260-150 mm; je 1 Stück 260-200 mm			
261-150	150 mm			
264-...	264-120x10x3; 120x12x4 ; je 1 Stück 120x12x5; 120x12x6 mm			
265-10	120x10 mm			
189	420 mm			
1665-300	300 g			
1665-35				
266-K	262-125 mm, 262-150 mm 1 Satz 263-125 mm, 264-120x10x4 mm 264-120x12x4 mm, 265-120x10mm			
246-1x200	200 mm/8"			
247-2x200	200 mm/8"			
248-2x200	200 mm/8"			
352-S6	Schraubenausdreher Satz 1 Satz 350-6; 8; 11; 14; 18; 24			

WS-5A

TOOL ASSORTMENT

➤ suitable for tool cabinet ELORA-No. 1100L

➤ suitable for Roller Tool Cabinet Buddy ELORA-No. 1210-L7, Super Caddy ELORA-No. 1220-L7 and L8, ToolJET ELORA-No. 1225-L7

Code	Number	Contents	Pieces	Weight/g
0000600501100	WS-5A	150 inch tools	1 assortment	28200
100-...	1/4x5/16; 5/16x3/8; 3/8 x7/16; 7/16x1/2; 1/2x9/16; 9/16x5/8; 5/8x11/16; 11/16x3/4; 3/4x7/8; 13/16x7/8; 15/16x1; 1.1/16x1.1/4 AF			
1 pc. each				
110-...	1/4x5/16; 5/16x3/8; 3/8x7/16; 7/16x1/2; 1/2x9/16; 9/16x5/8; 5/8x11/16; 3/4x25/32; 13/16x7/8; 15/16x1; 1x1.1/8; 1.1/16x1.1/4 AF			
1 pc. each				
205-...	5/16; 3/8; 7/16; 1/2; 9/16; 9/32; 5/8; 11/16; 3/4; 1/4; 13/16; 7/8; 15/16; 1; 1.1/16; 1.1/8; 1.1/4 AF			
1 pc. each				
770-LM...	3/8; 7/16; 1/2; 9/16; 19/32; 5/8; 11/16; 3/4; 25/32; 13/16; 7/8; 15/16; 31/32; 1; 1.1/16; 1.1/8; 1.3/16; 1.1/4 AF		12,5 1/2"	
1 pc. each				
1455-M...	3/16; 7/32; 1/4; 9/32; 5/16; 11/32; 3/8; 7/16; 1/2 AF		6,3 1/4"	
1 pc. each				
158R-3	1/16; 5/64; 3/32; 1/8; 5/32; 3/16; 7/32; 1/4 AF			
1 pc. each				
188-13Z	.002; .003; .004; .005; .006; .008; .010; .012; .015; .020; .025; .030; .035			
1 pc. each				
770-L1D	270 mm		12,5 1/2"	
770-L2	300 mm		12,5 1/2"	
770-L3	300 mm		12,5 1/2"	
770-L5/L6	125 mm je 1 Stück 250 mm		12,5 1/2"	
770-L7	75 mm		12,5 1/2"	
1450-1D	145 mm		6,3 1/4"	
1450-3	150 mm		6,3 1/4"	
1450-4	270 mm		6,3 1/4"	
1450-5	100 mm		6,3 1/4"	
1450-8	270 mm		6,3 1/4"	
222-16x20,8	16x20,8 mm			
165-500	500 mm 2 pcs.			
170-...	170-24x27 mm 1 pc. each 170-32x38 mm			
171-500x18	500 mm			
195CV-17	17; 19; 22 mm; 11/16" AF			
60-...	60-6A, 160mm / 6"; 1 pc. each 60-8A, 210mm / 8"; 60-10A, 260mm / 10"			
480-330	330 mm			
132-...	132-190 mm , 1 pc. each 132-240 mm			
500-250	250 mm			
470-BI 200	200 mm			
471-45 BI 200	200 mm			
485-BI 165	165 mm			
490-BI 165	165 mm			
495-BI 185	185 mm			
473-J2	180 mm			IN
473-J21	165 mm			IN
474-...	A2 1 pc. each A21			OUT
242KM-250	250 ccm			
539-IS...	539-IS 100; 1 pc. each 150; 200			
545-IS...	545-IS 75; 1 pc. each 100; 150			
543-IS 60				
555-PH1				
547-PH...	547-PH 1; PH 2 1 pc. each			
260	260-150 mm; 1 pc. each 260-200 mm			
261-150	150 mm			
264-...	264-120x10x3; 120x12x4 ; 1 pc. each 120x12x5; 120x12x6 mm			
265-10	120x10 mm			
189	420 mm			
1665-300	300 g			
1665-35				
266-K	262-125 mm, 262-150 mm 1 set 263-125 mm, 264-120x10x4 mm 264-120x12x4 mm, 265-120x10mm			
246-1x200	200 mm/8"			
247-2x200	200 mm/8"			
248-2x200	200 mm/8"			
352-S6	Schraubenausdreher Satz 1 set 350-6; 8; 11; 14; 18; 24			