



Screwdriving Technology

Automation

Air Motors

Air Tools



Air Grinders with Collets

Inline Design - Power Output: 1 kW, 1,2 kW (1.3 / 1.6 HP)

- high power output at a low weight
- ergonomic
- highly durable

Our powerful die-grinders are designed to fulfill the highest quality demands when they are used on industrial applications.

The integrated, reaction-fast speed regulator, which keeps the speed steady under load, allows for an optimal metal cutting.

The robust grinders may be used with grinding-tips or carbide burrs to fabricate plastics and metals in foundries, in the tool- and die making industry or in the precision fabrication industry. These grinders are well-suited for the deburring and polishing of welding seams and for the processing of casted parts. The grinders that feature an extended spindle, are ideal for the cleaning of pipes and for the grinding in hard-to-reach areas. Please Note: when using these grinders for pipe-cleaning, attach lamellar sanding discs or wire brushes only!



The best tools for efficient material removal

High power output at a low weight

All DEPRAG Industrial grinders excel through their compact design while simultaneously achieving a high power output. Especially when used with carbide cutters, these tools offer a powerful solution.

Ergonomic

The ergonomic design of the handle and the surface treatment of the grip allows a continued and low-fatigue operation.

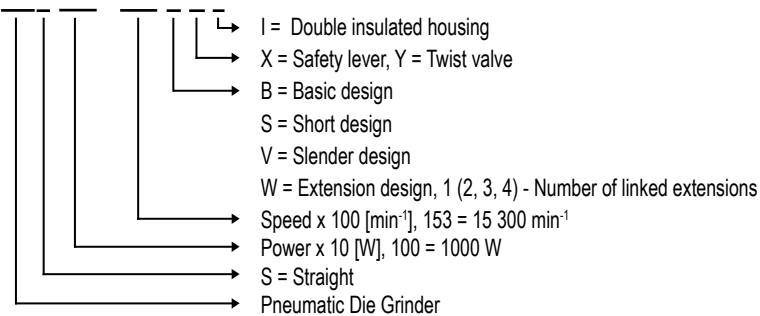
Highly durable

The robust construction assures a high longevity of your tool - even when used in continued- and mass-fabrications.



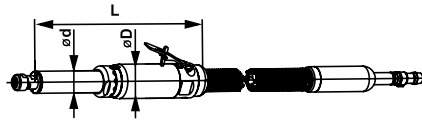
TYPE KEY

GDS 100 - 153 B X I

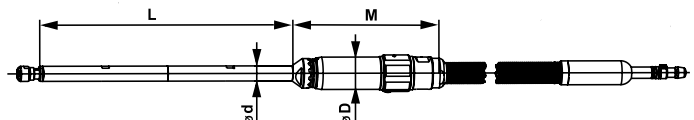


SPECIFICATIONS - GRINDERS WITH COLLETS - 1 kW (1.3 HP)

Design - with integrated speed regulator



GDS 100-153BXI



GDS 100-153WYI

		Safety Lever				Twist Valve			
Basic Design	Model	GDS100-153BXI		GDS100-190BXI		GDS100-153BYI		GDS100-190BYI	
	Part No.	6060586A		6060570A		6060896A		6060897A	
Slender Design	Model	GDS100-153VXI		GDS100-190VXI		GDS100-153VYI		GDS100-190VYI	
	Part No.	6060594A		6060591A		6060900A		6060901A	
Short Design	Model	GDS100-153SXI		GDS100-190SXI		GDS100-153SYI		GDS100-190SYI	
	Part No.	6060575A		6060571A		6060898A		6060899A	
Speed (no load)	min ⁻¹ (rpm)	15 300		19 000		15 300		19 000	
Max. power output	W (hp)	1 000	(1.34)	1 000	(1.34)	1 000	(1.34)	1 000	(1.34)
Air consumption (no load)	m ³ /min (cfm)	0,8	(28.3)	0,8	(28.3)	0,8	(28.3)	0,8	(28.3)
I.D. of air inlet hose	mm (in)	12	(1/2")	12	(1/2")	12	(1/2")	12	(1/2")
Max. Ø of grinding tip	mm (in)	50	(1.97)	50	(1.97)	50	(1.97)	50	(1.97)
Max. Ø of grinding insert	mm (in)	16	(.63)	16	(.63)	16	(.63)	16	(.63)
Weight of tool (without hoses)	kg (lbs)	1,7	(3.75)	1,7	(3.75)	1,9	(4.19)	1,9	(4.19)
Weight of air connection - 0,5 kg		1,6	(3.53)	1,6	(3.53)	1,8	(3.97)	1,8	(3.97)
		1,3	(2.87)	1,3	(2.87)	1,5	(3.31)	1,5	(3.31)
Length of supply/exhaust hose	m	2 / 1		2 / 1		2 / 1		2 / 1	
Dimensions Ø dxDxL	mm (in)	33x52x276	(1.3x2.0x10.9)	33x52x276	(1.3x2.0x10.9)	33x52x288	(1.3x2.0x11.3)	33x52x288	(1.3x2.0x11.3)
Ø dxDxL	mm (in)	24x52x294	(.9x2.0x11.6)	24x52x294	(.9x2.0x11.6)	24x52x306	(.9x2.0x12.0)	24x52x306	(.9x2.0x12.0)
Ø DxL	mm (in)	52x165	(2.0x6.5)	52x165	(2.0x6.5)	52x177	(2.0x.43)	52x177	(2.0x.43)
Air connection		Nipple		Nipple		Nipple		Nipple	

Specifications at 90 psi (6,3 bar)

Extension Design *)	Model	GDS100-153WXI	GDS100-153W1XI	GDS100-153W2XI	GDS100-153W3XI	GDS100-153W4XI	
Safety Lever	Part No.	830516A	830516B	830516C	6060579A	6060580A	
Extension Design *)	Model	GDS100-153WYI					
Twist Valve	Part No.	6060840A					
Speed (no load)	min ⁻¹ (rpm)	15 300	15 300	15 300	15 300	15 300	
Max. power output	W (hp)	1 000	(1.34)	1 000	(1.34)	1 000	(1.34)
Air consumption (no load)	m ³ /min (cfm)	0,8	(28.3)	0,8	(28.3)	0,8	(28.3)
I.D. of air inlet hose	mm (in)	12	(1/2")	12	(1/2")	12	(1/2")
Max. Ø of lamellas washer	mm (in)	50	(1.97)	50	(1.97)	50	(1.97)
Max. Ø of wire washer	mm (in)	50	(1.97)	50	(1.97)	50	(1.97)
Weight of tool (without hoses)	kg (lbs)	2,5 / 2,7	(5.5/6.0)	3 / 3,2	(6.6/7.1)	3,5 / 3,7	((7.7/8.2)
		4 / 4,2	(8.8/9.3)	4,5 / 4,7	(9.9/10.4)		
Length of supply / exhaust hose	m	2 / 1		2 / 1		2 / 1	
Diameter D	mm (in)	52	(2.0)	52	(2.0)	52	(2.0)
Length (Lever/Twist Valve) M	mm (in)	175 / 187	(6.9/7.4)	175 / 187	(6.9/7.4)	175 / 187	(6.9/7.4)
Adapter extension-Ø d	mm (in)	24	(.9)	24	(.9)	24	(.9)
Adapter extension - length L	mm (in)	400	(15.7)	600	(23.6)	800	(31.4)
Air connection		Nipple		Nipple		Nipple	

Specifications at 90 psi (6,3 bar).

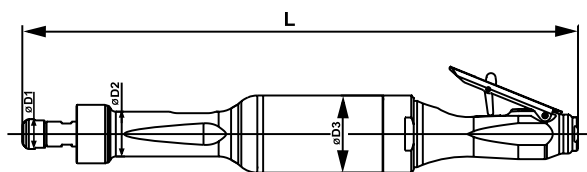
*) Brushes or flap wheels of max. diameter 50 mm (1.97) can be used with these grinders only.

Standard Equipment:	Part Number
Collet Ø 6 mm	315018
Spanner 15 mm (W design)	800409
Spanner 17 mm (B, S design)	800405
Spanner 19 mm (V design)	800408
Spanner 22 mm	800416

Optional Accessories:	Part Number
Collet Ø 8 mm	315073
Collet Ø 9 mm	315089
Collet Ø 3/16"	315088
Collet Ø 1/4"	315074
Collet Ø 5/16"	315090

SPECIFICATIONS - GRINDER WITH COLLET - 1,2 kW (2.7 HP)

Design - with fast-response speed regulator; the exhaust ring is adjustable by 360°



Basic Design	Model Part No.	GDS120-120BX 6061163A	
Speed (no load)	min ⁻¹ (rpm)	12 000	
Max. power output	W (hp)	1 200	(1.61)
Air consumption (no load)	m ³ /min (cfm)	0,65	(22.95)
Air consumption (load)	m ³ /min (cfm)	1,20	(42.37)
I.D of air inlet hose	mm (in)	13	(.51)
Max. Ø of grinding tip	mm (in)	50	(1.97)
Max. Ø of grinding insert	mm (in)	20	(.79)
Length L	mm (in)	447	(17.60)
Diameter of grinder D1	mm (in)	24	(0.95)
Diameter of grinder D2	mm (in)	36	(1.42)
Diameter of grinder D3	mm (in)	62	(2.44)
Weight	kg (lbs)	2,25	(4.96)
Air connection		thread 3/8" female	

Specifications at 90 psi (6,3 bar)

Standard Equipment:	Part Number
Collet Ø 6 mm	315018
Wrench 2 mm	6072586
Spanner 17 mm	800405
Spanner 22 mm	800416
Hose nozzle 1/2" (13 mm)	6013772

Optional Accessories:	Part Number
Collet Ø 3 mm	6014317
Collet Ø 4 mm	6017743
Collet Ø 5 mm	6017744
Collet Ø 8 mm	315073
Collet Ø 9 mm	315089
Collet Ø 3/16"	315088
Collet Ø 1/4"	315074
Collet Ø 5/16"	315090

We recommend the use of a maintenance unit with a minimum air-connection of 1/2-inch and a filter porosity of 20 Micron (part number 6021281A).

DEPRAG
machines unlimited



DEPRAG CZ a.s., T. G. Masaryka 113, 507 81 Lázně Bělohrad - Czech Republic
Tel.: +420-493 771 511, Fax: +420-493 771 623, E-mail: sales@deprag.cz, Internet: www.deprag.cz

Specifications subject to change without prior notice